



unicef 
for every child

UNFPA-UNICEF Joint Programme
on the Elimination of Female Genital
Mutilation: Accelerating Change



FGM Elimination and COVID-19:
**Sustaining the
Momentum**

**Financial
Report**

| ANNUAL REPORT 2020



Copyright ©UNFPA-UNICEF Joint Programme on the Elimination of Female Genital Mutilation: Accelerating Change.

All rights reserved.

Cover photo credit: ©UNICEF

The UNFPA-UNICEF Joint Programme on the Elimination of Female Genital Mutilation is generously **funded by the governments** of:



and **The European Union** through the Spotlight Initiative Africa Regional Programme.



Financial Report

| ANNUAL REPORT 2020

UNFPA-UNICEF Joint Programme
on the Elimination of Female Genital
Mutilation: Accelerating Change



ACKNOWLEDGMENT

On behalf of the UNFPA, the United Nations Population Fund and UNICEF, the United Nations Children's Fund, the Joint Programme on the Elimination of Female Genital Mutilation: Accelerating Change, wish to acknowledge the support and collaboration of its various stakeholders for the successful implementation of its work. Particularly, the Joint Programme recognizes the support of SIARP of European Union and the governments of Austria, France, Iceland, Italy, Luxembourg, Norway, Spain, Sweden, the United Kingdom and the United States of America. The support has helped to strengthen efforts towards the elimination of FGM in the 17 countries where the Programme is implemented.

We also express our gratitude to members of the Joint Programme's Steering Committee for their support and technical guidance. We recognize the commitment and leadership of the national and sub national governments in all our implementing countries including civil society organizations, regional institutions and other partners for their commitment despite the challenges posed by the COVID-19 pandemic during the year. As the world continues to grapple with the impact of COVID-19, we will continue to count on the support of our partners and other stakeholders to sustain the momentum on eliminating FGM by 2030.

This report was produced by the Joint Programme Global Coordination Team with technical leadership from Mirelle Tushiminina and Nankali Maksud. Authors of the report include Thierno Diouf and Stephanie Baric with contributions from Berhanu Legesse, Fahmia AL-FOTIH, Meltem Agduk, Harriet Akullu, Julie Dubois, Paola Pileri, Lamin Massaquoi, Ramz Shalbak, Yasmine Sinkhada, and Membere Legesse.

Editor: Rizzan Nassuna

Design: Laughing Gas Design PLC

Publication Date: September 2021






©UNICEF Niger

Contributions received

Implemented in **17** countries¹ and currently in Phase III, UNFPA, United Nations Population Fund and United Nations Children’s Fund (UNICEF) Joint Programme on the Elimination of Female Genital Mutilation (FGM) is the largest global programme aimed at accelerating the elimination of FGM, a harmful practice. In 2020, the Joint Programme received a total contribution of USD Twenty-Three Million Five Hundred Eighty-Six Thousand Nine Hundred Sixty-Nine and Sixty-Six Cents (**\$23,586,969.66**) from donors (see Table 1).



This included contributions from the European Union (EU) through the Spotlight Initiative Africa Regional Programme (SIARP). Contributions from donors were provided through a pooled funding mechanism, except contributions from the United States Government² and EU which were channeled through a bilateral agreement with UNICEF and Spotlight Initiative respectively. This explains the difference between the funds reported in 2020 in the certified financial statement for the Joint Programme, and the amount presented (contributions and expenditure) for 2020 in Table 1 and 2.

Table 1: **Total funds received in Phase III by donors from 2018 to 2020 (US\$)**

DONOR	2018	2019	2020	TOTAL
Austria	-	1,111,111.11	896,057.35	2,007,168.46
European Union (SIARP)	-	-	1,139,934.65	1,139,934.65
France	-	148,514.85	87,954.17	236,469.02
Iceland	200,000	200,000	200,000	600,000
Italy	2,122,641.51	1,969,365.43	2,389,486.26	6,481,493.20
Luxemburg	119,474.31	109,890.11	-	229,364.42
Norway ³	2,927,057.72	10,899,182.56	-	13,826,240.28
Spain	455,062.57	550,055.01	469,483.57	1,474,601.15
Sweden	8,243,570.02	10,463,304.27	11,440,702.87	30,147,577.16
United Kingdom	319,284.80	327,225.13	1,963,350.79	2,609,860.72
United States Government	5,000,000	5,000,000	5,000,000	15,000,000
TOTAL	19,387,090.93	30,778,648.47	23,586,969.66	73,752,709.06

Source: Database of the UNFPA-UNICEF Joint Programme on Female Genital Mutilation, 2020



¹Burkina-Faso, Djibouti, Egypt, Eritrea, Ethiopia, The Gambia, Guinea, Guinea-Bissau, Kenya, Mali, Mauritania, Nigeria, Senegal, Somalia, Sudan, Uganda and Yemen

²The United States (US) has supported the Joint Programme since 2018

³Norway’s contribution in 2019 was for two years, including 2020

Total funds

Received in Phase III by donors from 2018 to 2020 (US\$)

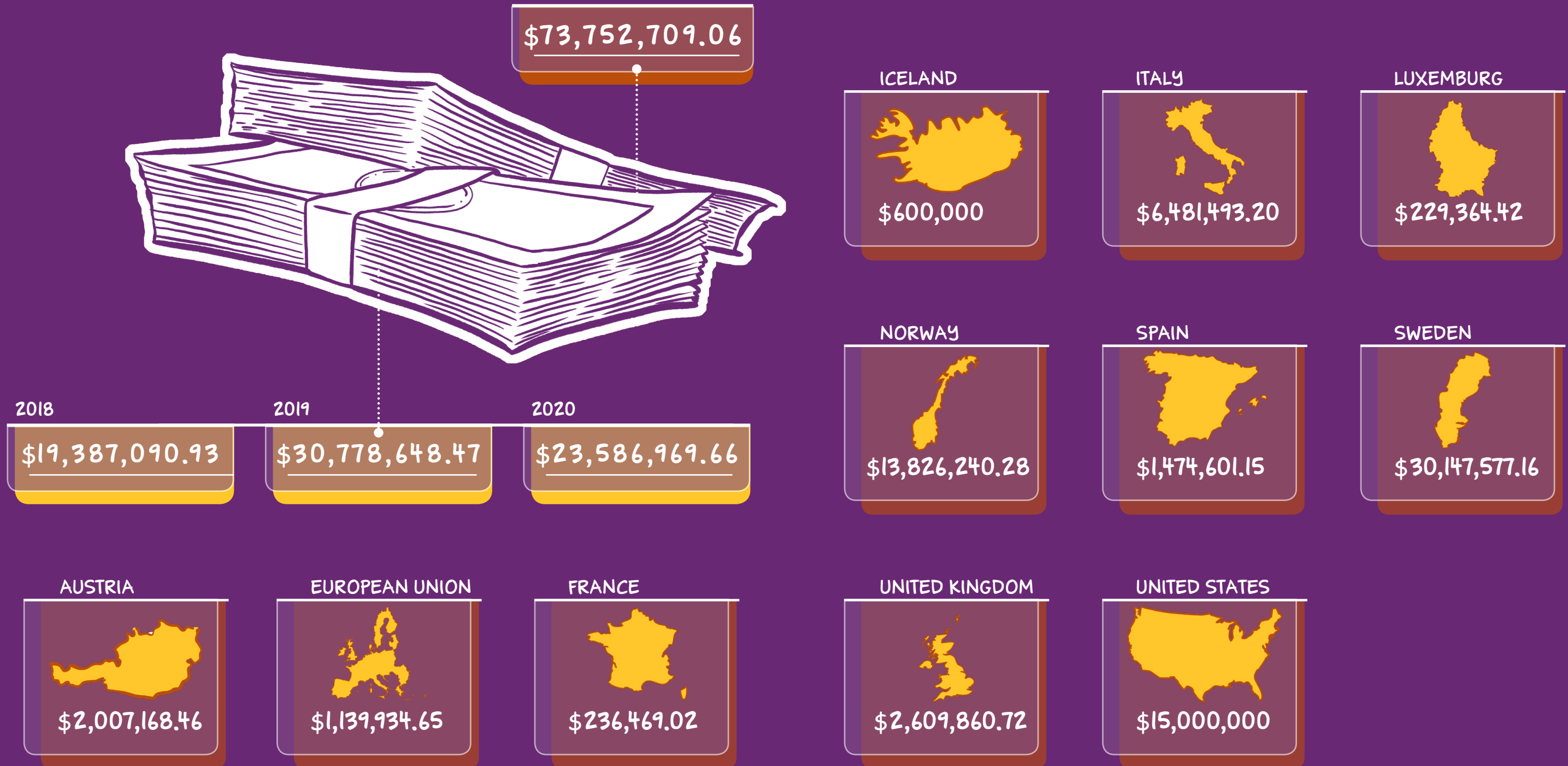


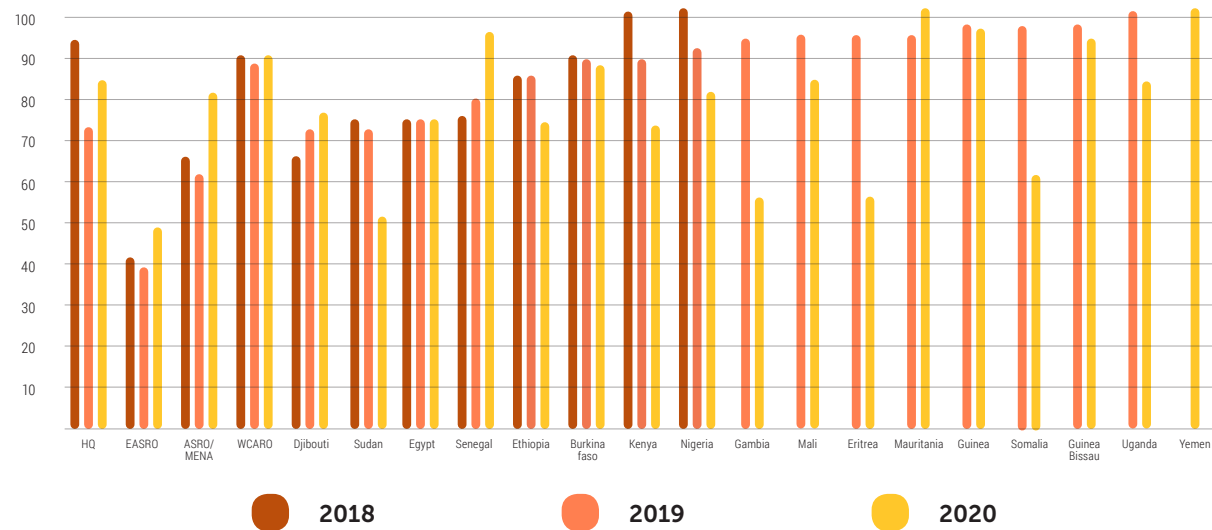
Figure 1: Total funds received in Phade III by donors from 2018-2020 (US\$)

Expenditure trend

By Headquarters, Regional and Country Offices - 2018 to 2020

Figure 2 presents expenditure trends by all offices supported by the Joint Programme from 2018 to 2020. Due to limited resources, in 2018, the Joint Programme was able to advance funds only to the first eight priority countries – Burkina Faso, Djibouti, Egypt, Ethiopia, Kenya, Nigeria, Senegal and Sudan. However, as the resource envelop increased in 2019, the number of countries moved from eight to 16, adding Eritrea, The Gambia, Guinea, Guinea-Bissau, Mali, Mauritania, Somalia and Uganda, and subsequently Yemen in 2020. Besides the resource envelop, humanitarian crises in some countries like Yemen in 2018 to 2019 could not at the time provide a favorable environment for the implementation of the Joint Programme interventions.

Figure 2: **Trend of expenditure rate (%) at Headquarters, Regional and Country Offices - 2018 to 2020**



Source: Database of the UNFPA-UNICEF Joint Programme on Female Genital Mutilation, 2020


Budgets, expenditures

and expenditure rates (%) for 2020

Based on available funds for programming in 2020 (i.e., unspent funds at the end of 2019 plus new contributions received from donors in early to mid-2020), the Joint Programme advanced a total \$30,319,098 to the 17 countries implementing the Programme. This was in addition to three regional offices, and the headquarters of UNFPA and UNICEF. As expected, a significant portion of the annual budget (about 77 percent) was allocated to programme implementation at country level. Total expenditure in 2020 was \$23,673,792, with an overall expenditure rate of 78 percent (see Table 2). This expenditure rate is attributed to the disruptions due to the outbreak of COVID-19 pandemic, in addition to other humanitarian crises, including political instabilities, natural disasters and staff turnover, which affected implementation in some countries.

BUDGET

\$30,319,098



TOTAL EXPENDITURE

\$23,673,792

EXPENDITURE RATE

78%

Table 2: **Budgets, expenditures and expenditure rates (%) for 2020 (USD)**

OFFICERS	UNFPA			UNICEF			UNFPA + UNICEF		
	BUDGET	EXPENDITURE	EXPENDITURE RATE(%)	BUDGET	EXPENDITURE	EXPENDITURE RATE(%)	BUDGET	EXPENDITURE	EXPENDITURE RATE(%)
HQ	3,839,480	3,232,220	84	1,732,114	1,417,700	82	5,571,594	4,649,920	83
ASRO / MENA	155,763	92,292	59	250,000	231,565	93	405,763	323,857	80
ESARO	104,916	67,574	64	250,000	250,000	100	354,916	317,574	89
WCARO	250,000	192,884	77	250,000	48,314	19	500,000	241,199	48
Burkina faso	1,000,000	858,960	86	1,000,000	1,000,000	100	2,000,000	1,858,960	93
Djibouti	350,000	286,827	82	350,000	275,532	79	700,000	562,358	80
Egypt	1,500,000	1,227,992	82	1,500,000	946,867	63	3,000,000	2,174,860	72
Eritrea	175,001	-	-	500,000	500,000	100	675,001	500,000	74
Ethiopia	1,032,626	799,369	77	2,000,000	864,654	43	3,032,626	1,664,023	55
Gambia	400,000	391,902	98	400,000	6,586	2	800,000	398,488	50
Guinea	400,000	399,504	99.88	500,000	500,000	100	900,000	899,504	99.9
Guinea Bissau	250,000	241,694	97	500,000	217,745	44	750,000	459,439	61
Kenya	2,535,000	2,344,281	92	2,000,000	1,583,634	79	4,535,000	3,927,916	87
Mali	428,000	425,074	99	500,000	350,900	70	928,000	775,974	84
Mauritania	399,859	345,623	86	400,000	99,651	25	799,859	445,275	56
Nigeria	622,196	569,783	92	1,000,000	617,430	62	1,622,196	1,187,213	73
Senegal	508,608	462,761	91	600,000	373,604	62	1,108,608	836,365	75
Somalia	419,975	383,475	91	400,000	400,361	100	819,975	783,835	96
Sudan	600,000	598,330	99.72	600,000	538,448	90	1,200,000	1,136,778	95
Uganda	250,000	239,766	96	250,000	174,928	70	500,000	414,694	83
Yemen	115,560	115,560	100	-	-	-	115,560	115,560	100
TOTAL	15,336,984	13,275,871	87	14,982,114	10,397,920	69	30,319,098	23,673,792	78

Source: Database of the UNFPA-UNICEF Joint Programme on Female Genital Mutilation, 2020



The share of the total annual expenditure per outcome (%)

Table 3 and Figure 3 summarize expenditure by outcome level result areas. As a core focus area of the Joint Programme, Outcome 2 – girls and women empowerment – had the highest share of total annual expenditure (49 percent). This was followed by Outcome 1 – enabling environment for the elimination of FGM – at 21 percent. The Joint Programme’s support to the African Union Initiative on the Elimination of Female Genital Mutilation (Saleema Initiative) and implementation of other regional level interventions under the Spotlight Initiatives Africa Regional Programme, contributed positively to expenditures reported under Outcome 1. There is a similar trend in the percentage share of the Outcome 1 and Outcome 2 between 2019 and 2020 although the actual percentage figures have shown some changes in favor of allocation for Outcome 2 in 2020. Compared to 2019, there is a significant increase in the number of people reached in 2020 through education/sensitization/social mobilization initiatives, attributed largely to the integration of digital approaches, including use of social media in promoting the elimination of FGM (Outcome 2).

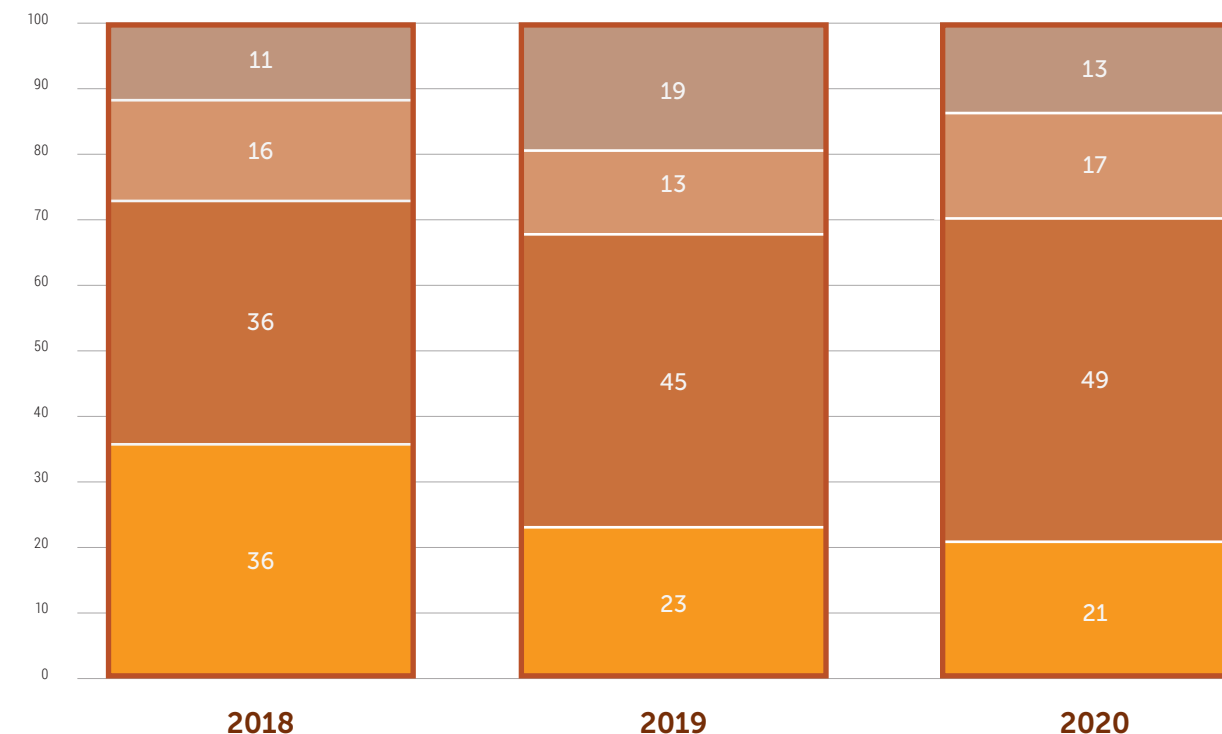
Outcome 3 – quality and systemic prevention, protection and care FGM services, and Outcome 4 – evidence and data generation and use, had shares of 16 percent and 13 percent of total expenditure, respectively. Compared to 2019, the relative share of expenditure for these two Outcome areas is reversed, in favor of Outcome 3 in 2020. Although the number of girls and women, who have accessed health services declined in 2020 (compared to 2019), there is an increase in the number of girls and women, who have accessed social and legal services during the reporting year.

Table 3: Share of the total annual expenditure per outcome (%)

	2018	2019	2020
OUTCOME 1: Enabling environment for the elimination of FGM	36%	23%	21%
OUTCOME 2: Girls and women empowerment	36%	45%	49%
OUTCOME 3: Quality and systemic prevention, protection and care FGM services	16%	13%	17%
OUTCOME 4: Evidence and data generation and use	11%	19%	13%
TOTAL	100%	100%	100%

Source: Database of the UNFPA-UNICEF Joint Programme on Female Genital Mutilation, 2020

Figure 3: Share (%) of the total annual expenditure per outcome 2018 - 2020



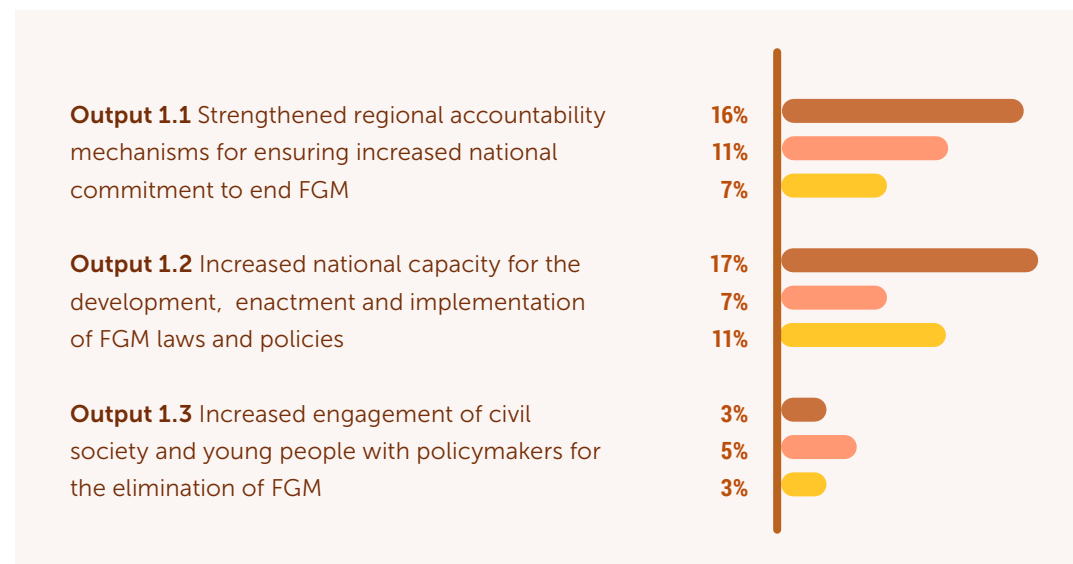
Source: Database of the UNFPA-UNICEF Joint Programme on Female Genital Mutilation, 2020

- Outcome 1: Enabling environment for the elimination of FGM
- Outcome 2: Girls and women empowerment
- Outcome 3: Quality and systemic prevention, protection and care FGM services.
- Outcome 4: Evidence and data generation and use

The share of the total annual Expenditure by output (%)

Data presented in Figure 4 indicates output-level expenditure that reflect and align with the outcome level priorities of the Joint Programme, as captured in Table 3 and Figure 3 above. Similar to 2019, interventions under Output 2.1 – Improved community, and interpersonal engagement to address and amplify social and gender norms transformation – claimed a significant percentage of total annual expenditure in 2020 at 35%, as this is a priority intervention area at the national level. Output 3.1 – Improved availability and quality of female genital mutilation services in Joint Programme intervention areas, Output 1.2 – Increased national capacity for the development, enactment, and implementation of FGM laws and policies, and Output 2.2 – Strengthened girls’ and women’s assets and capabilities to exercise their rights were the other outputs, with a higher level of percentage share out of the total annual expenditure in 2020.

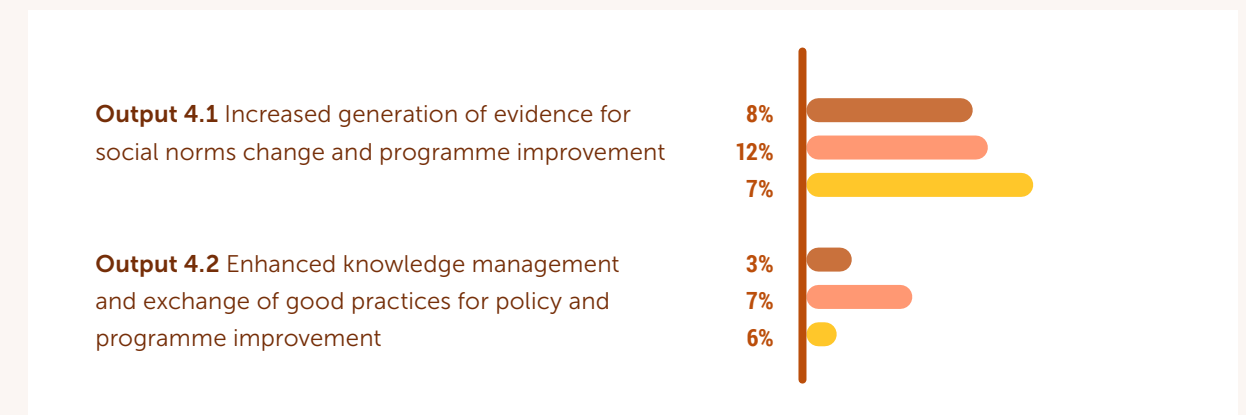
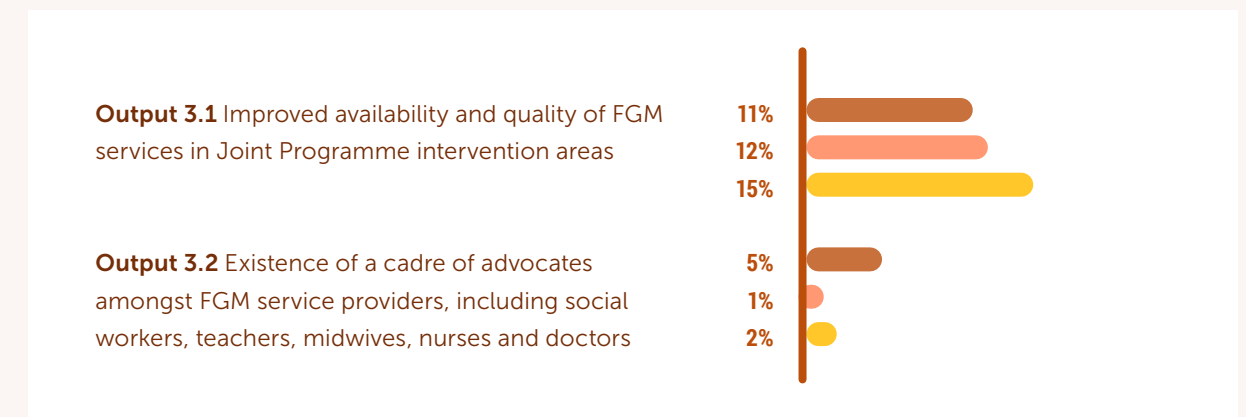
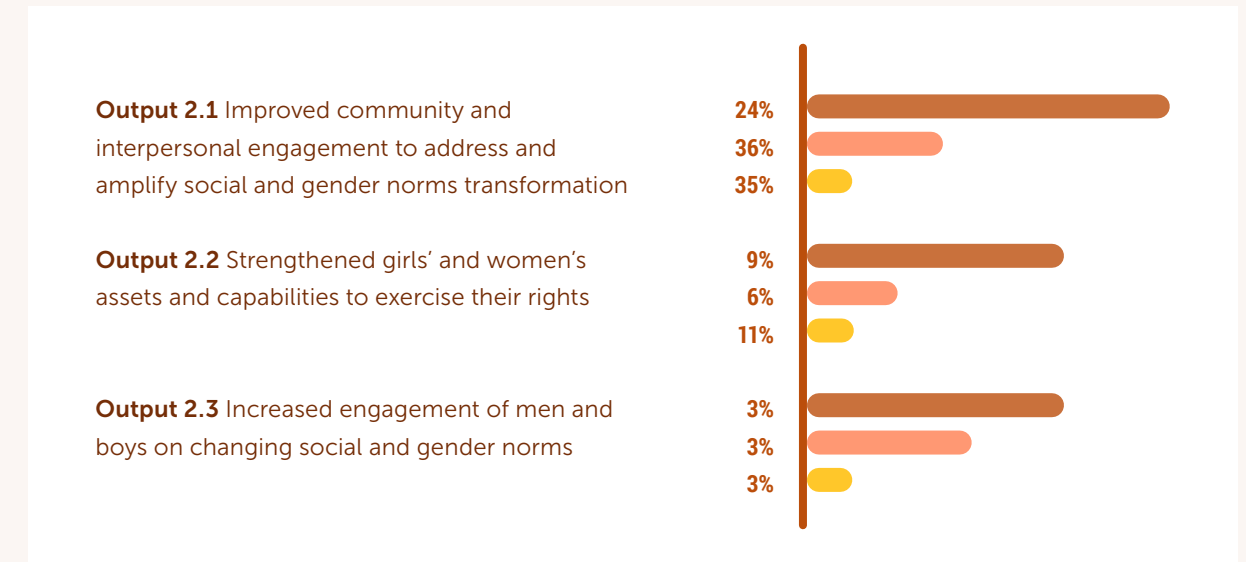
Figure 4: Share of total annual expenditure per output (%)



● 2018 ● 2019 ● 2020

Source: Database of the UNFPA-UNICEF Joint Programme on Female Genital Mutilation, 2020


Figure 4 (continued): Share of total annual expenditure per output (%)



● 2018 ● 2019 ● 2020

Source: Database of the UNFPA-UNICEF Joint Programme on Female Genital Mutilation, 2020

Call to Action for additional resources



The UNFPA-UNICEF Joint Programme on the Elimination of Female Genital Mutilation is the largest global programme addressing FGM since 2008. What is presented above is the financial resource made available to the Joint Programme from 2018 to 2020 and also the level of actual expenditure during the same period. Given the scale of the problem and the urgency to deliver the global commitment of eliminating the practice of FGM by 2030, there is a critical need to scale up interventions and accelerate efforts at all levels. This requires, among other elements, making available the required financial resources to support programme implementation. However, this

is a sector which is much underfunded and a recent estimate by UNFPA indicates that there is a resource gap of \$2.1 billion if we have to meet the SDG target of eliminating FGM by 2030. Hence, while acknowledging the support from the existing donors of the Joint Programme for their generous contributions, UNFPA and UNICEF would like to present a call to action to all other donors and partners to join hands with the Joint Programme to provide additional funding and help realizing the vision of eliminating FGM by 2030.

UNFPA and UNICEF jointly lead the largest global programme on the elimination of female genital mutilation in 17 countries, with high prevalence and/or high burden of female genital mutilation. The programme is generously funded by the governments of Austria, France, Iceland, Italy, Luxembourg, Norway, Spain (AECID), Sweden, the United Kingdom, the United States of America and the European Union (through the Spotlight Initiative Africa Regional Programme).

FOR MORE INFORMATION, PLEASE CONTACT:

Ms. Mireille Tushiminina
Coordinator of the UNFPA-UNICEF Joint Programme on the Elimination of Female Genital Mutilation: Accelerating Change

Email: JPEndFGM@UNFPA.org



United Nations Populations Fund
605 Third Avenue
New York, NY 10158
www.unfpa.org



UNFPA-UNICEF Joint Programme
on the Elimination of Female Genital
Mutilation: Accelerating Change

unicef 
for every child

United Nations Children's Fund
Three United Nations Plaza
New York, NY 10017
www.unicef.org

